







1208 US Rt 9W SELKIRK, NY 518-767-2671  
 786 RT 50, BURNT HILLS, NY (Display Only)  
 Rt. 9 & Peacedale Rd. SCHODACK, NY (Display Only)  
**FREE DELIVERY WITHIN 40 MILES OF ANY OF OUR LOCATIONS**

View our inventory, or try out 3D Builder on our website!  
 backyardshedco.com  
 Email: info@backyardshedco.com

Smartside					
Size (wxL)	6'2" Cottage	7' Cottage	Quaker	Mini Barn	Tall Barn
6X8	2800	3270	3090	2730	N/A
8X8	3225	3600	3555	2745	3745
8X10	3690	4165	3920	3185	4050
8X12	4070	4460	4285	3665	4345
8X14	4420	4875	4715	4020	4875
8X16	4965	5280	5225	4395	5340
10X10	4280	4525	4475	3905	4555
10X12	4625	4905	4885	4175	5040
10X14	5030	5515	5385	4370	5510
10X16	5460	5960	5885	4835	5970
10X18	6010	6395	6330	5085	6470
10X20	6370	6885	6865	5525	6960
10X22	6955	7275	7280	5960	7385
12X12	5215	5670	*	4440	5675
12X14	5765	6050	*	4950	6050
12X16	6200	6640	*	5410	6640
12X18	6860	7275	*	5970	7315
12X20	7360	7975	*	6545	7980
12X22	8080	8530	*	7100	8675
12X24	8725	9080	*	7655	9365
12X26	9365	9775	*	8150	9860
12X28	10,000	10,465	*	8645	10,350
12X30	10,640	11,280	*	9365	11,245

New England Smartside				
Size (wxL)	6'2" Cottage	7' Cottage	Quaker	Tall Barn
6X8	*	*	*	*
8X8	4050	4375	4280	4485
8X10	4400	4720	4620	4635
8X12	5115	5410	5300	4950
8X14	5495	5860	5675	5515
8X16	5700	6200	5935	5960
10X10	5130	5480	5375	5180
10X12	5460	5865	5810	5635
10X14	5865	6200	6240	6140
10X16	6330	6670	6640	6655
10X18	7120	7465	7495	7190
10X20	7465	7845	7955	7745
10X22	7880	8245	8285	8160
12X12	6235	6505	*	6365
12X14	6770	7060	*	6760
12X16	7340	7630	*	7485
12X18	7760	8185	*	8075
12X20	8375	8670	*	8755
12X22	9020	9400	*	9225
12X24	9660	10,130	*	9690
12X26	10,230	10,615	*	10,165
12X28	10,800	11,100	*	10,635
12X30	11,540	11,945	*	11,450

### Standard features

Double doors, diamond plate at threshold, pressure treated ramp, 4x4 p.t. runners, 16" on ctr p.t. 2x4 floor joists, 5/8" Perform Max T&G flooring, 16" on ctr 2x4 walls & ceiling, 4x4 p.t. runners, 2-18"x36" windows with screens (8x10 only 1), 2-gable air vents, 1/2" techshield roof sheathing, 30 yr architectural shingle

Double doors w/ transom glass, diamond plate at threshold, pressure treated ramp, 4x4 p.t. runners, 16" on ctr p.t. 2x4 floor joists, 5/8" Perform Max T&G flooring, 16" on ctr 2x4 walls & ceiling, 4x4 p.t. runners, 2-24"x36" windows w/ screens (8x10 only 1), 2-arched gable air vents, 1/2" techshield roof sheathing, 30 yr architectural shingle



1208 US Rt 9W SELKIRK, NY 518-767-2671  
 786 RT 50, BURNT HILLS, NY (Display Only)  
 Rt. 9 & Peacedale Rd. SCHODACK, NY (Display Only)

View our inventory, or try our 3D Builder on our website!  
 backyardshedco.com  
 Email: info@backyardshedco.com

### Additional Options

Doors:	Cost
Single wood door	200
Double wood door	385
Add Transom window per door	115
Upgrade to 7' wide dbl. door	215
Single steel or fiberglass	305
Double steel or fiberglass	610
Dbl fiberglass to replace dbl wood	210
Add 4 lite glass per fiberglass door	100
House door w/ glass	530
Dutch door	200
Carriage doors w/ arched window	675
Upgrade Transom to Carriage doors	420
Transom window above double door	260
Garage Door 9x7 raised panel	1195
Garage Door 9x7 raised panel w/glass	1400
Garage Door 9x7 Carriage w/glass	1535

Upgraded Floors:	Cost
12" On Center Floor Joists	.70/sq ft
5/8" Pressure Treated Plywood	2.65/sq ft

Siding upgrades:	Cost
Lap	add 15% to base price
Board&Batten	add 15% to base price
Stain	add 15% to base price

Stain Colors:		
Natural Cedar	Natural Teak	Sage
Barnwood Gray	Golden Weat	Charcoal
Chestnut Brown	Mahogany	
Natural Redwood	Butternut	

Roof:	Cost
Metal Roof	3/sq ft
Hip Roof	825
1x6 Rake & Face Trim	1.30/sq ft
<b>Steep Roof Pitch</b>	
8' (7/12)	155
10' (7/12)	245
12' (6/12)	320
<b>8" Gable Overhang:</b>	
8' Wide	100/end
10' Wide	120/end
12' Wide	165/end
<b>Dormer:</b>	
Shedrow/Gable	180/linear foot
	*add 200 for metal roof

Interior upgrades:	Cost
Loft	6/sq ft
Work Bench Package	26/linear ft
16" deep shelving	15.50/linear ft
24" deep shelving	17.50/linear ft
L Bracket shelf 8'x16"	50
L Bracket shelf 8'x24"	60
Partition to Rafters	33/linear ft

Other:	Cost
Hinged Lean to (7' sidewall only)	870
Spray Foam insulation	17.15/sq ft
Electric Package	400
Porch: Wood post & deck 3' door	1150
*Upgrade to Composit Decking	add 20/sq ft

Windows:	Cost
<b>Standard:</b>	
18" x 36"	90
24" x 36"	120
30" x 36"	135
<b>Insulated:</b>	
18" x 36"	380
24" x 36"	395
30" x 36"	445
<b>Window Grids:</b>	
White	included
Brown	included
Black	25
<b>Window Boxes:</b>	
18"	55
24"	65
<b>Iron Holders:</b>	
18"	72
24"	100
<b>Shutters:</b>	
Louver	52
Raised Pane	75
Z Style	75

Ramps:	Cost
<b>Pressure treated:</b>	
4'	120
5'	140
6'	165
8'	215
<b>Aluminum:</b>	
4' (2 23"x48'	425
5' (2 23"x48'	425
6' (3 23"x48'	595

Vents:	Cost
Rolled Ridge	10.50/linear ft
Upgrade to NE	25/vent

Siding Colors:		
Olive	Pacific Blue	
Beige	Dark Grey	
Dark Brown	Christiana Grey	
Tan	Dove Grey	
Navajo White	Glick Grey	
Almond	Belmont Blue	
Buckskin	Yoder Blue	
Driftwood	Hunter Green	
Chestnut	Avocado Green	
Crème	Red	
Clay	Black	

Shingle Colors:		
Charcoal	Shakewood	
Pewter	Barkwood	
Fox Hollow	Green	
Weatherwood	Blue	

Metal Roof Colors:		
Bright White	Burgundy	
Polar White	Rural Red	
Light Stone	Bright Red	
Ivory	Evergreen	
Clay	Gallery Blue	
Tan	Ocean Blue	
Ash Grey	Black	
Pewter Grey	Ivy Green	
Charcoal	Burnished Slate	
Brown	Copper Metallic	
Galvalume		

### ALL PERMITS ARE THE RESPONSIBILITY OF THE LAND OWNER

*\*\*Backyard Sheds & Gazebos is going on to your property at your request and will do our best to avoid your property. However, we can not be held responsible if damage is caused by our delivery truck and trailer.\*\**