







1208 US Rt. 9W SELKIRK, NY 518-767-2671
 800Rt 50 , BURNT HILLS, NY (Display Only)
 Rt. 9 & Peacedale Rd. SCHODACK, NY (Display Only)

www.backyardshedco.com

info@backyardshed.com

2024 New England Smartside Pricing

					Other Available Options	
					Lap Siding	Add 18% to base cost, NE only
Size (WxL)	New England Cottage	7' Sidewall New England Cottage	New England Quaker	New England Dutch Barn	Doors:	
8X10	4400	4720	4620	4635	Single wood door	200
8X12	5115	5410	5300	4950	Double wood door	385
8X14	5495	5860	5675	5515	Add Transom window per door	115
8X16	5700	6200	5935	5960	Upgrade to 7' wide dbl. door	215
10X10	5130	5480	5375	5180	Single steel or fiberglass	305
10X12	5460	5865	5810	5635	Double steel or fiberglass	610
10X14	5865	6200	6240	6140	Dbl fiberglass to replace dbl wood	210
10X16	6330	6670	6640	6655	Add 4 lite glass per fiberglass door	100
10X18	7120	7465	7495	7190	House door w/ glass	530
10X20	7465	7845	7955	7745	Dutch door	200
10X22	7880	8245	8285	8160	Carriage doors w/ arched window	675
12X12	6235	6505	*	6365	Upgrade Transom to Carriage doors	420
12X14	6770	7060	*	6760	Transom window above double door	260
12X16	7340	7630	*	7485	Garage Door 9x7: raised panel 1195 w/ glass 1400	
12X18	7760	8185	*	8075	Garage Door 9x7 Carriage w/ glass 1535	
12X20	8375	8670	*	8755	Partition to Rafters: plywood 33. lin foot	
12X24	9660	10,130	*	9690	Gable Lean To hinged to 7' wall	870
12X28	10,800	11,100	*	10,635	Hip Roof: No overhangs 12' wide	825
12X30	11,540	11,945	*	11,450	Ramps: 4'-120,5'-140,6'-165,8'-215	
					Windows:	
					18" x 36"	90
					24" x 36"	120
					30"x36"	135
					Insulated Windows: 18" x 36"	380
					24" x 36"	395
					30"x36"	445
					Window Box	
					18"-55	24"-65
					Iron Holders	
					18"-72	24"-100
					Shutters: Louver-52. Raised Panel & Z-73	
					Floors:	
					12" on ctr. P.T.	.70 sq ft
					5/8" pressure treated plywood	2.65/sq. ft.
					Spray Foam insulation: 17.15 a sq. ft.	
					Metal Roof: 1.60 per sq. ft.	
					Vents: rolled ridge 10.55 ft. Classic sq. 55 pp	
					Shedrow OR Gable Dormer: \$180 lin ft	
					Cupola: Starting at \$250. see price sheet	
					Lofts:	6.00 per sq. ft.
					Work Bench:	26. lin. ft'
					Anchor \$25.00 each	

* The 12 ft. Quaker is considered 14 ft. when shipping because of the overhang. An additional fee must be added for a professional escort service. Please ask for a price quote.

STANDARD FEATURES:

2 24"x36" Windows (≤8X10 only 1) 6" trim on fascia and gable ends
 2 Arched Gable Air Vents 5/8" AdvanTech Perform Max T&G flooring
 Double Doors w/ transom windows 16" on Center 2X4 Wall & Ceiling
 1x3 Miratec corner & window trim 1/2" TechShield sheathing w/ 30 yr. arch. shingle
 Steep Roof Pitch Diamond Plate Door Protection
 16" on ctr. P.T. 2x4 floor joist Pressure Treated Ramp

AVAILABLE COLORS: Red White Navajo Dk. Brown Olive Christiana Gray
 Light Blue Beige Tan Buckskin Chestnut Almond Black Glick Gray
 Hunter Green Dk. Gray Dove Gray Cream Avocado Clay Driftwood Belmont Blue

STAINS: ADD 12% Natural Cedar, Natural Teak, Mahogany, Butternut, Barnwood Grey

ARCHITECTURAL SHINGLES:

Charcoal Pewter Gray Blue Green Barkwood Shakewood Weatherwood

ALUMINUM RAMPS: 4' & 5'--\$425 includes 2-23"x48" ramps & sill plate

6' --\$595 includes 3-24"x48" ramps & sill plate

ALL PERMITS ARE THE RESPONSIBILITY OF THE LAND OWNER

Backyard Sheds is going on to your property at your request and will do our best to avoid damaging your property however we can not be held responsible if damage is caused by our delivery truck and trailer.